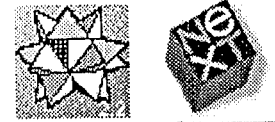


Multi-Stage Monte Carlo Optimization

Engineering Review Board

January 27, 1995

Mark C. Allman
Ascent Flight Design
R16B, 282-4857



Purpose & Scope


- This presentation will introduce Multi-Stage Monte Carlo optimization and an Enhanced Multi-Stage Monte Carlo algorithm.

- The Enhanced Multi-Stage Monte Carlo and regular Multi-Stage Monte Carlo approaches will be contrasted with the traditional Monte Carlo approach using an example optimization problem.

- Several applications use Monte Carlo algorithms.
 - ● DADS

 - ● Descent SVDS/STAMPS

 - ● Rendezvous/Prox Ops.



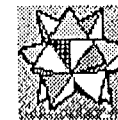
What is Monte Carlo Optimization?

- Monte Carlo optimization evaluates a "function" (e.g., a process or an equation) over a factor space selecting evaluation points at random. There are (at least) two methods of determining when the optimum has been found:
 - Several sets of runs are made to insure a consistent answer. If the variance in the answers exceeds a certain tolerance, then the sampling density is increased.
 - Optimization runs are made at higher and higher sampling densities until the answers agree to within a certain tolerance.
- Sampling of the factor space is employed rather than stepping through the factor space systematically since for many-variable problems the number of points becomes prohibitively large.



What is *Multi-Stage* Monte Carlo?

- Multi-Stage Monte Carlo (Conley, 1981) adds a level of intelligence to the search by periodically re-focusing the factor space around the "current optimum."
- After a selected number of points are evaluated, the size of the factor space is reduced and centered around the current "best response" point.
- The advantage to this is that the algorithm can spend more time searching the area near the true optimum, while spending less time in areas far from the optimum.
- The disadvantage is that the search can become distracted by a local optimum and miss the global optimum. Allman (1995) has suggested an improvement to minimize this disadvantage.

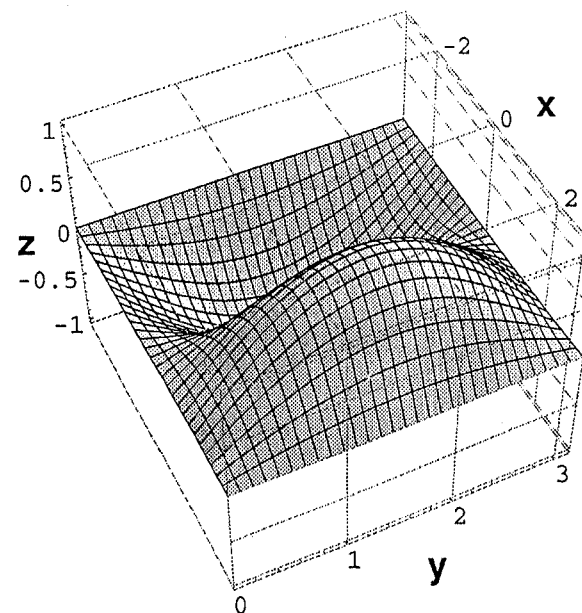
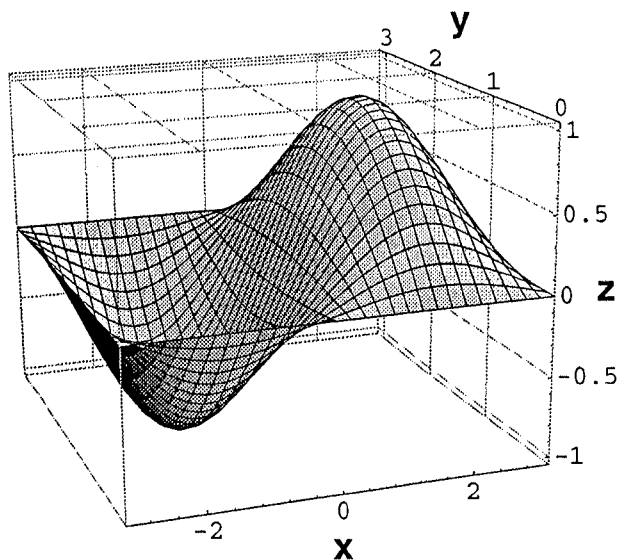



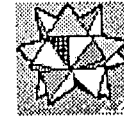
Example Problem

- We illustrate using the Monte Carlo, Multi-Stage Monte Carlo and Enhanced Multi-Stage algorithms by optimizing the function

$$z = \sin[x] \sin[y], \quad \text{where} \quad -\pi \leq x \leq \pi$$

$$0 \leq y \leq \pi$$



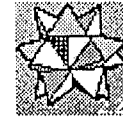


Example Problem (Con't)

- For each method we will calculate a total of 1000 points, searching the factor space for a maximum response.
- The final optimum and a scatter plot of points will be presented to show how the Multi-Stage and Enhanced Multi-Stage algorithms concentrate the search.
- We calculate the optimum factor point analytically (partial derivatives set to 0) to be

$$x = y = \pi/2 = 1.57079632679$$

with a response ($\text{Sin}[\pi/2] \text{Sin}[\pi/2]$) of 1.0.



Example Problem -- Monte Carlo Solution

- We list four results of the algorithm.

Max factor point (1.50201992,1.56866337), response 0.997633566

Max factor point (1.66907722,1.56304846), response 0.995144449

Max factor point (1.60483374,1.48394327), response 0.99565361

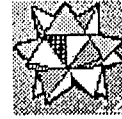
Max factor point (1.58229817,1.57738585), response 0.999912145

Mean: (1.58955726,1.54826024),

Mean: 0.99708157

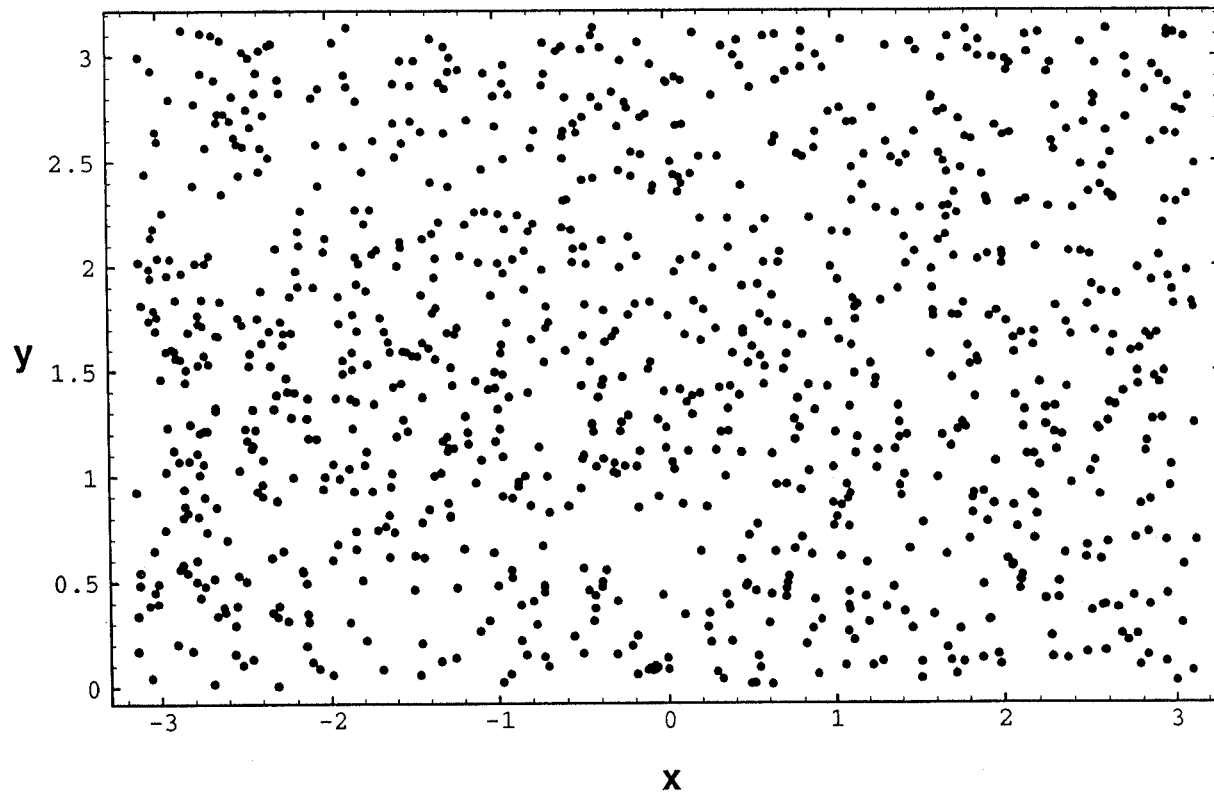
Std. Dev.: (0.06897409,0.04328184),

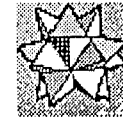
Std. Dev.: 0.00217248



Example Problem -- Monte Carlo Solution (Con't)

- The following is a scatter plot showing the 1000 sample points.





Example Problem -- Multi-Stage Monte Carlo Solution

- We break up the 1000 points into four sets of 250.
- Each set of points is evaluated across a contracted factor space.
- The size of the factor space is reduced by 1/2 per set, so the last set spans 1/64 of the original space.
- We again list four results of the algorithm.

Max factor point (1.56320706,1.56257135), response 0.999937378


Max factor point (1.57176664,1.60184902), response 0.999517433

Max factor point (1.55846449,1.54762896), response 0.999655633

Max factor point (1.57730479,1.54662022), response 0.999686598

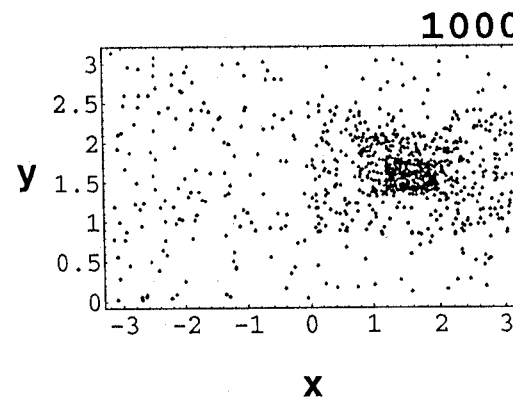
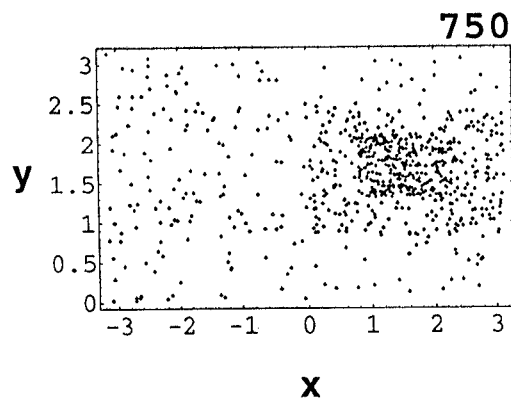
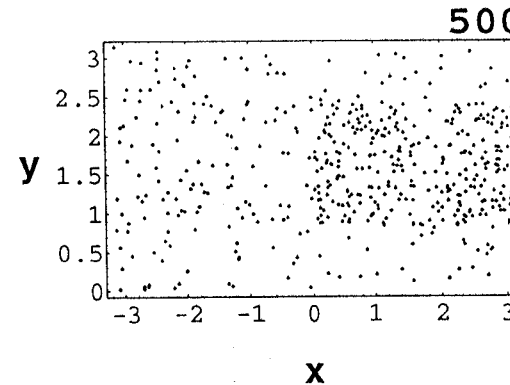
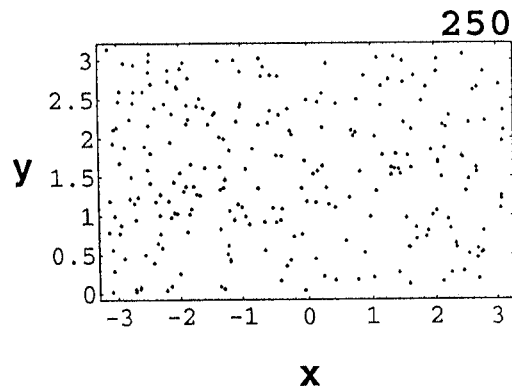
Mean: (1.56768575,1.56425388), Mean: 0.99969926


Std. Dev.: (0.00845125,0.02623374), Std. Dev.: 0.00017533



Example Problem -- Multi-Stage Monte Carlo Solution (Con't)

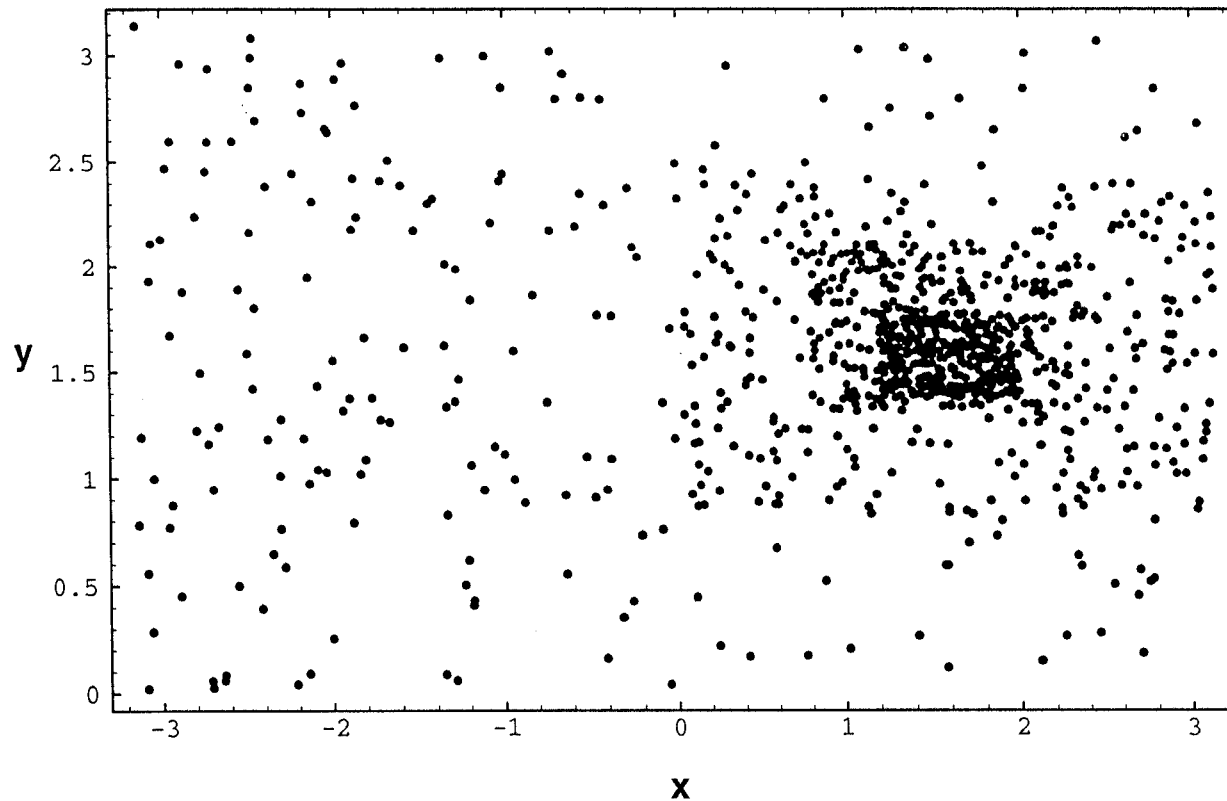
- Here is the progression of sampling through the four steps, showing the contraction of the factor space.






Example Problem -- Multi-Stage Monte Carlo Solution (Con't)

- Here is the final plot in full size.







Example Problem -- Enhanced Multi-Stage Monte Carlo Solution

- A modification to the Multi-Stage Monte Carlo algorithm is currently being evaluated.
- The change increases the sample size in the early iterations and decreases the sample size in the later iterations.
- This change provides a greater sampling over the larger factor space where the function being optimized has (potentially) more variability.
- For this example problem, the sampling density is:

First iteration:	533 points
Second iteration:	266 points
Third iteration:	133 points
Fourth iteration:	66 points



Example Problem -- Enhanced Multi-Stage Monte Carlo Solution (Con't)

- We again list four results of the algorithm

Max factor point (1.55295453,1.55622140), response 0.999734644

Max factor point (1.56848883,1.57747045), response 0.999975066

Max factor point (1.58611469,1.58329718), response 0.999804551

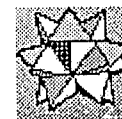
Max factor point (1.61023794,1.56991021), response 0.999221888

Mean: (1.57944900,1.57172481),

Mean: 0.99968404

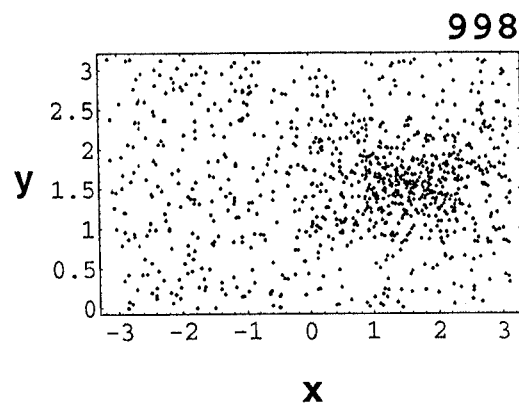
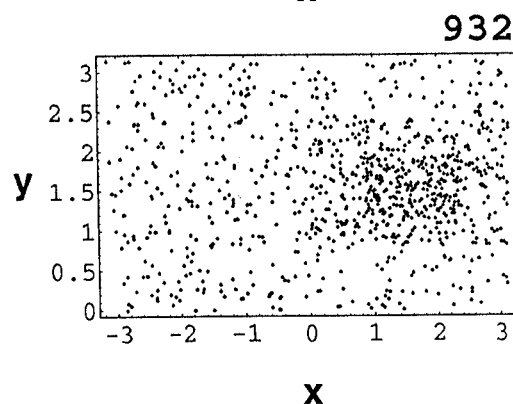
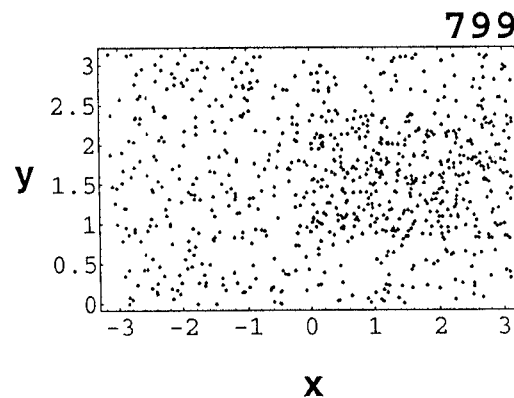
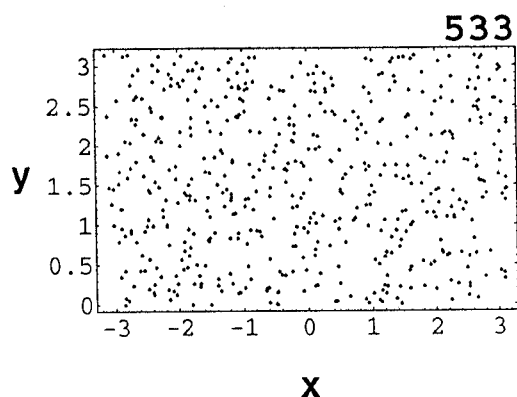
Std. Dev.: (0.02459317,0.01169873),

Std. Dev.: 0.00032387



Example Problem -- Enhanced Multi-Stage Monte Carlo Solution (Con't)

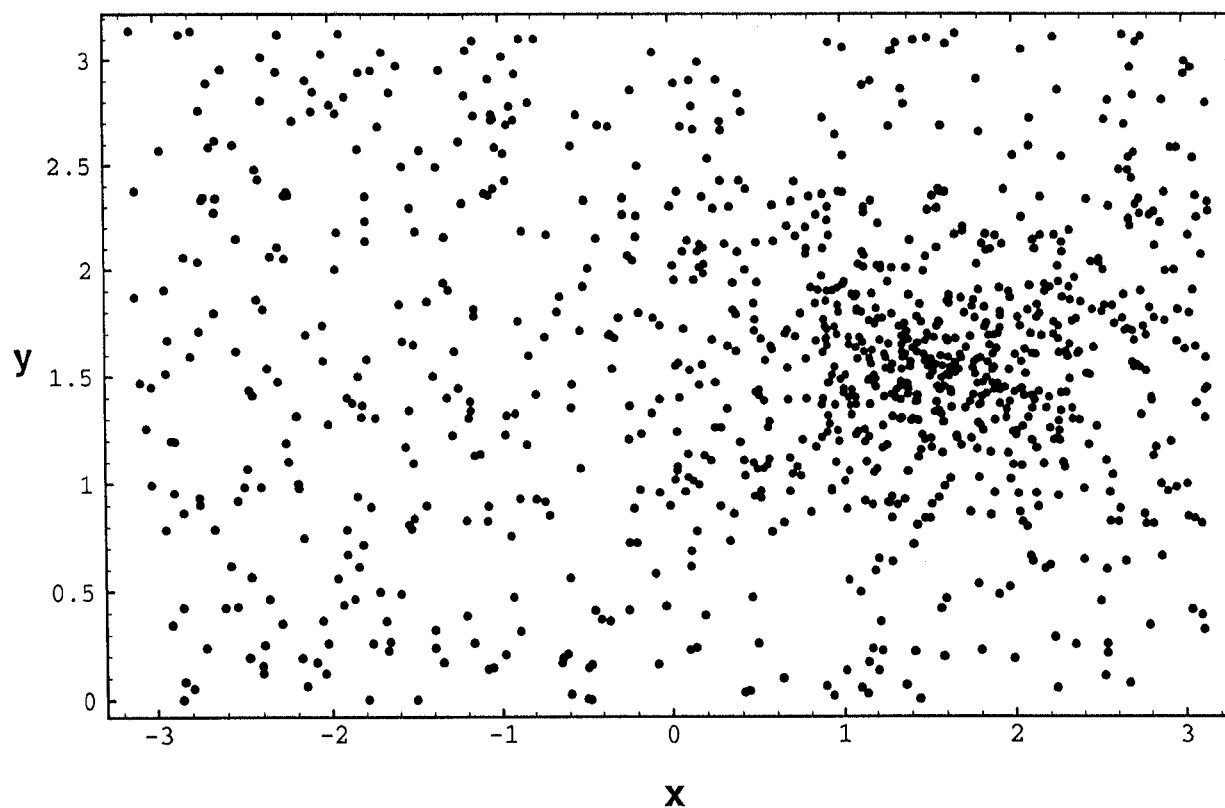
- Here is the progression of sampling through the four steps, showing the contraction of the factor space.





Example Problem -- Enhanced Multi-Stage Monte Carlo Solution (Con't)

- Here is the final plot in full size.





Conclusions

- For certain problems the Multi-Stage Monte Carlo algorithm improves the search for optimum function responses by contracting the factor space searched around the current optimum response point.
- With the decreased sampling density per iteration the probability for focusing on a local function optimum and missing the global optimum is increased.
- The Enhanced Multi-Stage Monte Carlo algorithm appears to decrease the chance of straying to a local optimum by increasing the initial iteration sampling density. Testing so far suggests no significant loss of accuracy compared to Multi-Stage Monte Carlo.